





ACTIVITIES AT HOME



MAKING ANIMAL MASKS



SPEECH AND OCCUPATIONAL
THERAPY TARGETS TO WORK
ON WHILE YOU'RE HOME WITH
THE KIDS



 **Oasisplace**

Multidisciplinary Intervention Centre

 www.oasisplace.com.my



Tools / supplies needed:

- A4 or Letter size cardstock
- Crayons, paint, or any coloring material
- Scissors
- Hole punch
- Elastic string
- Transparent tape
- Craft stick (optional)



Step 1



PRINT / DRAW ANY OF THESE MASKS ON A4 OR LETTER SIZE CARDSTOCK

- **Bear mask** (<https://www.firstpalette.com/printable/bear-mask.html>)
- **Bunny mask** (<https://www.firstpalette.com/printable/bunny-mask.html>)
- **Cat Masks** (<https://www.firstpalette.com/printable/cat-mask.html>)
- **Dog Mask** (<https://www.firstpalette.com/printable/dog-mask.html>)
- **Elephant mask** (<https://www.firstpalette.com/printable/elephant-mask.html>)

- **Fox mask** (<https://www.firstpalette.com/printable/fox-mask.html>)
- **Goat mask** (<https://www.firstpalette.com/printable/goat-mask.html>)
- **Lion mask** (<https://www.firstpalette.com/printable/lion-mask.html>)
- **Monkey mask** (<https://www.firstpalette.com/printable/monkey-mask.html>)
- **Mouse mask** (<https://www.firstpalette.com/printable/mouse-mask.html>)
- **Owl mask** (<https://www.firstpalette.com/printable/owl-mask.html>)
- **Panda mask** (<https://www.firstpalette.com/printable/panda-mask.html>)
- **Tiger mask** (<https://www.firstpalette.com/printable/tiger-mask.html>)






Step 2




USE YOUR FAVUORITE COLOURING MATERIALS

- Cut the eye holes (provide assistance if you child if any helps)
- Put the transparent tape over the marked holes (the pair of little circles on each side of the mask) and fold the tape towards the back of the mask.
- Punch holes on the pair of marked circles.
- Cut a length of elastic string.
- Tie the ends of the string on each hole.
- Try on the mask.
- Adjust the length of the string if necessary.



"Being
creative is not a
hobby. It's a way
of life."



Speech Therapy Goals

HERE ARE SOME SUGGESTED OBJECTIVES YOU CAN PICK AND
CHOOSE FROM TO WORK ON WITH YOUR CHILD.



Oasisplace

Multidisciplinary Intervention Centre

www.oasisplace.com.my



Phonology

blending and segmenting

T-AI-G-ER = TIGER

R-A-BB-I-T = RABBIT

speech sounds

/M/ - MASK, MOO

/D/ - DOG, DRAW, RED

/P/ - PAINT, KEEP

rhymes

MASK - ASK - TASK

DOG - LOG



Understanding

Blank's Level of Questioning

INCREASING YOUR CHILD'S UNDERSTANDING OF QUESTIONS RANGING FROM CONCRETELY PRESENTED INFORMATION TO THE DEVELOPMENT OF ABSTRACT THOUGHT AND HIGHER THINKING SKILLS

LEVEL 1

- WHAT IS THIS ANIMAL?
- FIND ONE LIKE THIS.
- WHAT COLOUR IS THIS?

LEVEL 2

- WHAT AM I DOING?
- WHAT IS NOT A SEA ANIMAL?
- WHICH ANIMALS HAVE SPOTS?

LEVEL 3

- HOW ARE A LION AND TIGER SAME OR DIFFERENT?
- HOW WILL HE FEEL IF HE BREAKS HIS MASK?
- WHAT ELSE CAN WE USE?

LEVEL 4

- WHY DO WE NEED TO WAIT FOR THE PAINT TO DRY?
- WHAT DO WE DO IF THE PAINT SPILLED?



Vocabulary

introduce a variety of words

N
O
U
N
S

BRUSH
MASK
GIRAFFE
MARKER

V
E
R
B
S

PAINT
COLOUR
CUT
DRAW

A
D
J
E
C
T
I
V
E
S

PAINT
COLOUR
CUT
DRAW

categories

ANIMALS: TIGER,
GIRAFFE, PANDA
COLOURS: RED,
BROWN, YELLOW

synonyms & antonyms

CARNIVORE-HERBIVORE | WET-DRY
SPOTS-DOTS | DISGUISE-CAMOUFLAGE



**Social
Communication**

Protesting & Requesting

- I WANT THE RABBIT MASK
- I DON'T WANT TO USE CRAYONS

Taking-turns

- YOUR TURN TO PAINT
- MY TURN TO USE THE
BLUE CRAYON

Roleplay

- HELLO, MR. BEAR
- TIGER WANTS TO EAT



Grammar

Prepositions

NEXT

BETWEEN

BEHIND

IN

ON

Tenses

I AM DRAWING

I DREW

I HAVE BEEN DRAWING


I AM GOING TO DRAW

Plurals

ANIMALS

COLOURS

MICE



Occupational Therapy Goals

HERE ARE SOME SUGGESTED OBJECTIVES YOU CAN PICK AND
CHOOSE FROM TO WORK ON WITH YOUR CHILD.



Oasisplace

Multidisciplinary Intervention Centre

www.oasisplace.com.my

Goals




- Visual Skills
- Body Awareness
- Touch
- Gross Motor Skills
- Fine Motor Skills





VISUAL SKILLS

Tracking and scanning
required when colouring and
cutting the face mask.






BODY AWARENESS





- Manipulating items and coordinating movements when using hole puncher and scissors.
- Using appropriate force and strength when using the hole puncher and scissors.
- Awareness of where the blade of the scissors are in relation to one's fingers (of the opposing hand).





TOUCH

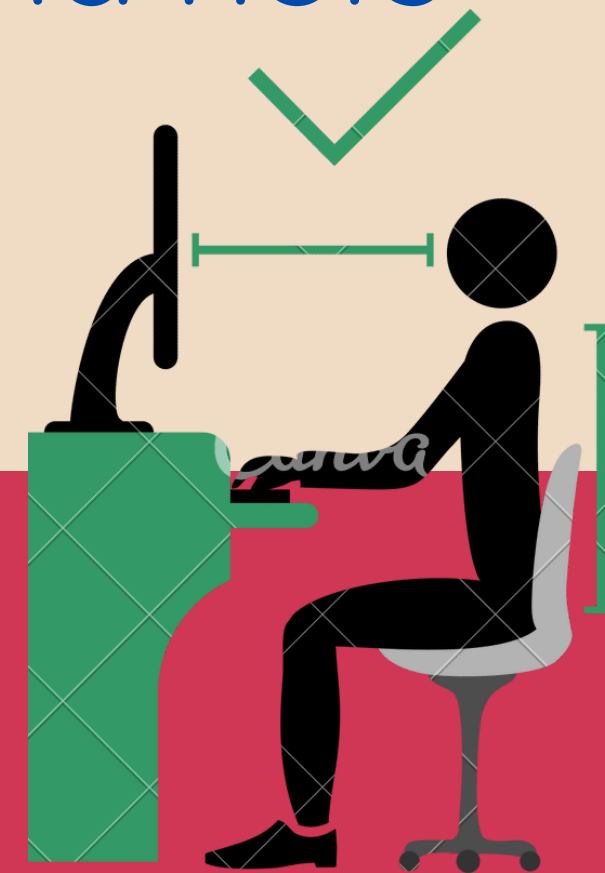
Touching and experiencing different
textures
(crayon, water colours and, colour pencils)





GROSS MOTOR SKILLS

- **Eye-hand coordination** required when colouring the face mask.
- **Shoulder stability** when colouring or using utensils such as scissors and hole puncher.
- Appropriate **sitting posture**.

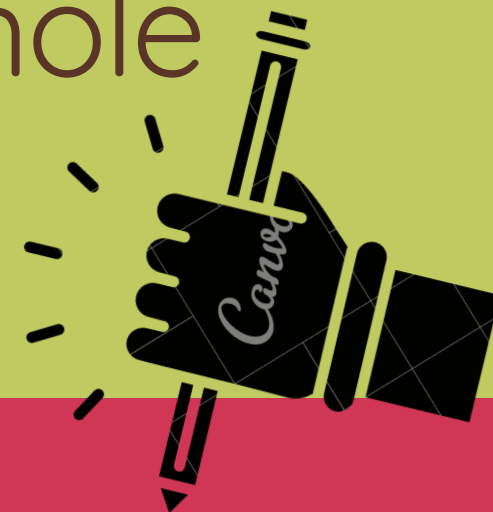




FINE MOTOR SKILLS



- **Control** when threading elastic through the hole.
- Age-appropriate **grip** for pencil and scissors.
- Dexterity to control **finger movement** for cutting and colouring and tying a knot.
- Develop **strength and web space** during tasks such as colouring, cutting and hole punching.



Possible Challenges

ANIMAL FACE MASK

**SENSITIVE TO
TOUCHING DIFFERENT
TEXTURES**

Provide an alternate method if the child refuses to use watercolours, crayon or colour pencils, e.g. use the different colour stickers to decorate the face mask.

Possible Challenges

ANIMAL FACE MASK

**LOW STRENGTH
(GROSS AND
FINE MOTOR)**


- Draw a dark and thick outline for the child to cut.
- Refrain from using card/cardboard to decrease resistance when cutting/hole punching.
- Provide assistance when using hole puncher.

Possible Challenges

ANIMAL FACE MASK

**INAPPROPRIATE GRIP
(COLOURING
UTENSILS/SCISSORS)**

- Short colour pencils/crayons may encourage a child to hold the utensil with a tripod grip.
- Encourage a child to 'grip' a small item (small ball of paper, playdough) with their last two fingers tucked will highlight the three fingers to use for holding the pencil/crayon/brush.





THANK YOU!

by Oasis Place's Speech and Occupational Therapy Team